

## OPEN STEEL – OPEN / CLOSED TRANSPORT

The full supply flow from warehouse to point-of-use involves excessive loading, re-loading, storing and picking of supplies. ScanModul offers a vast storage & transport portfolio that optimises this flow.



## INTRODUCTION

By having one unified system with interchangeable modules you gain a much smoother flow as supplies stay organised throughout the process. You will also benefit from flexibility as all modules fit into all units. This makes it easy to adapt to new conditions, and reduce supply movement time as you can do it module by module instead of item by item from shelf to shelf.

Single, double or triple width. Small lightweight distribution trolleys or bigger transportation trolleys. Open or closed. Steel or aluminium. Vertical handles, swivel wheels, wheels with brakes, wheel bumpers and coupling-hooks. No matter which trolley you choose, it is well thought-out with ergonomically designed details that make transportation effortless.

Our first Scan Modul® trolleys were delivered over 30 years ago and many of these products are still in use today. In our ongoing product development we emphasize that our future solutions should always fit the existing system.

### EASY DISTRIBUTION

Lightweight and simple distribution trolleys allow easy access to the modules and a clear overview of the contents.

### TRANSPORT

Various transport trolleys for every purpose. Open, closed, modules & shelves.



Open Steel



Open Transport



Closed Transport







## WHEN INDIVIDUAL SOLUTIONS ARE STANDARD

### OPEN STEEL

Our many different lightweight distribution trolleys and the wide range of accessories make it easy to configure a trolley specialised to fulfil the specific need in a department. The trolleys are made of powder coated square metal tubing and designed to allow easy access to modules and a good overview of the content. In order to avoid bumping your legs some of our trolleys are available with high ground clearance.

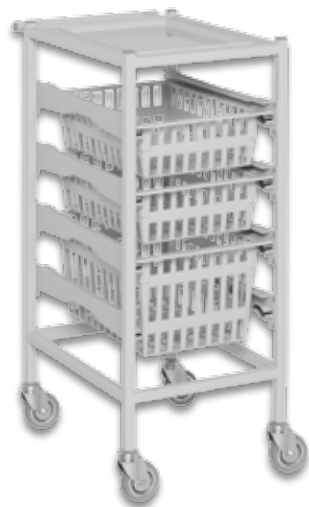
### TOP 5 FEATURES

- 4 swivel wheels
- Made of 20 x 20 mm powder coated metal profiles with good corrosion protection
- VARIO™ support rails fully compatible with our modular system
- Optional mounts for VARIO™ relief wheels
- Available in different colours. Standard colour is light grey



STEEL TROLLEY 30 / 40

TYPE  
C



ORDER NUMBER: **CMC-4VR-1034809**

4 sets of VARIO™ support rails, low clearance.

TROLLEY	EXTERNAL DIMENSIONS	ITEM NO.
Type C	H 850 x W 350 x D 521 mm	1034809


MODULES INCLUDED

TYPE	HEIGHT	PCS	COLOUR	ITEM NO
Basket	100 mm	2	Grey	2334251
Basket	200 mm	1	Grey	2334252
Lid tray	15 mm	1	Grey	2034201

Partitions and safety stops and relief wheels are included where applicable.

STEEL TROLLEY 60 / 40

TYPE  
B



ORDER NUMBER: **CMB-4VR-1064817**

4 sets of VARIO™ support rails, low clearance.

TROLLEY	EXTERNAL DIMENSIONS	ITEM NO.
Type B	H 850 x W 724 x D 445 mm	1064817

MODULES INCLUDED

TYPE	HEIGHT	PCS	COLOUR	ITEM NO
Basket	100 mm	5	Grey	2364251
Shelf	6 mm	1	Grey Laminated	2264400

Partitions, safety stops and relief wheels are included where applicable.

STEEL TROLLEY 60 / 40

TYPE  
AA



ORDER NUMBER: **CMAA-8VR-1064838**

8 sets of VARIO™ support rails, low clearance.

TROLLEY	EXTERNAL DIMENSIONS	ITEM NO.
Type AA	H 860 x W 952 x D 645 mm	1064838

MODULES INCLUDED

TYPE	HEIGHT	PCS	COLOUR	ITEM NO
Basket	100 mm	6	Grey	2364251
Basket	200 mm	2	Grey	2364252
Shelf	12 mm	2	Grey Laminated	2264403

Partitions, safety stops and relief wheels are included where applicable.

MEDICINE TROLLEY

TYPE  
D



ORDER NUMBER: **CMD-5DR-1399006**

Medicine Trolley with 5 drawers, and bow door with lock.

TROLLEY	EXTERNAL DIMENSIONS	ITEM NO.
Type D	H 850 x W 350 x D 521 mm	1399006

MODULES INCLUDED

TYPE	HEIGHT	PCS	COLOUR	ITEM NO
Tray	50 mm	4	Grey	2034206
Tray	200 mm	1	Grey	4180006
Tele. runner		5		1399012
Locking bar		1		1399010
Adj. plate		1		1399011
Fold. shelf		1		1399007
Perforated rails for tele. runners		1		1399020

For more options please see sales list on page 4.09.

For more options please see sales list on page 4.09.

ACCESSORIES - PLEASE ALSO CONSIDER THESE ITEMS




1164619  
Transfusion (IV) pole.  
Clamp for mounting:  
1164601.



1130048  
Holder for disposable gloves.




1164610  
Waste bag holder for 15L  
bags.



1166031  
Stand with 6 hooks.  
Clamps for mounting:  
2 x 1164601.


TYPE  
B

ACCESSORIES - PLEASE ALSO CONSIDER THESE ITEMS



1164683  
Foldable extension stand.  
(Excluding tray with files)

TYPE  
B/C




1166042  
Foldable writing shelf.

TYPE  
B/C



1164690  
Holder for hazardous waste.



2264400  
Laminated top plate.

TYPE  
A/B



ACCESSORIES

Our extensive range of clever accessories enables ample possibilities in customizing the Open Steel trolley for many functions. As for all products from ScanModul, accessories are characterized by high

quality materials and well composed designs to optimise work flow and flow of materials.

FIXED EXTENSION STAND



For 40 / 60 modular trolleys. Supports 400 x 300 mm trays and baskets.

- 1164606 Fixed stand
- 2234400 Optional laminate plate

FOLDABLE EXTENSION STAND



For 40 / 60 modular trolleys. Supports 400 x 300 mm trays and baskets.

- 1164683 Foldable stand
- 4180006 Tray with files suspension


FOLDABLE WRITING TABLE



Available for 30 / 40 as well as 40/60 trolleys.

- 1166042 For 40 / 60 trolleys
- 1166041 For 30 / 40 trolleys

CLAMP WITH SCREW FOR FIXATION



For use with e.g. transfusion (IV) pole or stand for dispenser cassettes.

1164601

TRANSFUSION (IV) POLE



Two hooks for hanging solutions.

1164619


STAND WITH 6 HOOKS



The hooks are ideal for infusion bottles / bags. Fitted in two clamps.

1166031

STAND FOR DISPENSER CASSETTES AND



For hanging dispenser cassettes and sutur box holder.

- 1164666 For Type B frames
- 1166008 For Type D frames

DISPENSER CASSETTES WITH 3 COMPARTMENTS



White sides and transparent fronts.

1166333


DISPENSER CASSETTES WITH 4 COMPARTMENTS



White sides and transparent fronts.

1166334


DISPENSER CASSETTES WITH 5 COMPARTMENTS



White sides and transparent fronts.

1166335


DISPENSER CASSETTES WITH 6 COMPARTMENTS



White sides and transparent fronts.

1166336

SUTUR BOX HOLDER



Holder made from aluminium.

1164688

WASTE BAG HOLDER FOR 15L BAGS



Made from bended coated wire. Lid and bags are sold seperately.

- 1164610 Holder \*
- 1164608 Lid
- 1164611 Yellow bags

\* For trolleys without handles use instead 1164609

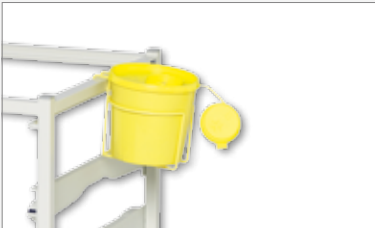
HOLDER FOR DISPOSABLE GLOVES



Supports box dimensions of 240 x 130 x 70 mm

1130048

HOLDER FOR HAZARDOUS WASTE



The plastic container is sold seperately.

- 1164690 Holder for container
- 1164692 Plastic container


GALLERY TOP PLATE



Grey plastic on melamine plate, 600 x 400 mm

2264414

LAMINATED TOP PLATE



Laminated water resistant top plate. Thickness 6 mm

- 2264400 For Type A/B trolleys
- 2234400 For Type C/D trolleys



NAME	INSERTION	DESCRIPTION	HANDLES	CLEARANCE	HEIGHT	WIDTH	DEPTH	ITEM NO.
Steel trolley	AA	Without supporting rails	Yes	Low	860 mm	952 mm	645 mm	1064730
Steel trolley	AA	4 sets of VARIO™ supporting rails (2 per section)	Yes	Low	860 mm	952 mm	645 mm	1064834
Steel trolley	AA	8 sets of VARIO™ supporting rails (4 per section)	Yes	Low	860 mm	952 mm	645 mm	1064838
Steel trolley	B	Without supporting rails	Yes	High	850 mm	724 mm	445 mm	1064705
Steel trolley	B	2 sets of VARIO™ supporting rails	Yes	High	850 mm	724 mm	445 mm	1064809
Steel trolley	B	Without supporting rails	No	Medium	850 mm	650 mm	405 mm	1064720
Steel trolley	B	4 sets of supporting rails	No	Medium	850 mm	650 mm	405 mm	1064724
Steel trolley	B	Without supporting rails	Yes	Low	850 mm	724 mm	445 mm	1064710
Steel trolley	B	4 sets of VARIO™ supporting rails	Yes	Low	850 mm	724 mm	445 mm	1064817
Steel trolley	B	Without supporting rails	Yes	Low	1100 mm	724 mm	445 mm	1364750
Steel trolley	B	6 sets of VARIO™ supporting rails	Yes	Low	1100 mm	724 mm	445 mm	1364857
Steel trolley	C	Without supporting rails	Yes	Low	850 mm	350 mm	521 mm	1034705
Steel trolley	C	4 sets of VARIO™ supporting rails	Yes	Low	850 mm	350 mm	521 mm	1034809





## TRANSPORTATION MADE EASY

### OPEN TRANSPORT TROLLEYS

With solid handles and wheels our open transport trolleys offers superb maneuverability. The trolleys are available in one, two or three sections with 10 pairs of VARIO support rails in every section. All trolleys are made of powder coated square metal tubing and designed to provide easy access to the modules from both sides. Naturally, the transport trolleys are fully compatible with our modular system.

### TOP 5 FEATURES

- 4 swivel wheels and 4 bumper wheels
- Made of 20 x 20 mm powder coated metal profiles
- Truck coupling device and coupling hook available
- Open transport carts can be equipped with lockable bars.
- Optional fitting of VARIO™ relief wheels that makes it easy to pull out heavy trays or baskets

### STAINLESS STEEL

Our open transport trolleys are also available in fully washable Stainless Steel – please contact your local office or representative for more information.





TRANSPORT TROLLEY, R-10

TYPE  
A



ITEM NUMBER: 1464881

10 sets of VARIO™ supporting rails  
H 1520 x W 625 x D 700 mm  
Wheels: Ø125 mm - 4 swivel

TRANSPORT TROLLEY, R-20

TYPE  
AA



ITEM NUMBER: 1464882

2 x 10 sets of VARIO™ supporting rails  
H 1520 X W 1060 X D 700 MM  
WHEELS: Ø125 MM - 4 SWIVEL

TRANSPORT TROLLEY, R-30

TYPE  
AAA



ITEM NUMBER: 1464883

3 x 10 sets of VARIO™ supporting rails  
H 1600 X W 1500 X D 700MM  
WHEELS: Ø200 MM - 2 SWIVEL AND 2 FIXED

TRANSPORT TROLLEY  
COMBINED - L10

TYPE  
A+

ITEM NUMBER: 1464885

10 sets of VARIO™ supporting rails  
3 FIXED MELAMINE SHELVES 835 X 645 MM  
H 1600 X W 1500 X D 700 MM  
WHEELS: Ø200 MM - 2 SWIVEL AND 2 FIXED

For more information on “Open Transport” solutions, please go to [www.stanleyhealthcare.com](http://www.stanleyhealthcare.com).

For more information on “Open Transport” solutions, please go to [www.stanleyhealthcare.com](http://www.stanleyhealthcare.com).

ACCESSORIES - PLEASE ALSO CONSIDER THESE ITEMS



1464786 Cover in nylon (for R-10 1464881)




1464787 Cover in nylon (for R-20 1464882)

1464788 Cover in nylon (for R-30 1464883)



1464797 Lockable bar prevents unauthorized removal of trays and modules. Stops can optionally be mounted on the back (1464800)



1464799 Truck coupling device

NAME	INSERTION	DESCRIPTION	HEIGHT	WIDTH	DEPTH	ITEM NO.
Transport trolley – R-10	A	10 sets of VARIO™ supporting rails	1520 mm	625 mm	700 mm	1464881
Transport trolley – R-20	AA	2 x 10 sets of VARIO™ supporting rails	1520 mm	1060 mm	700 mm	1464882
Transport trolley – R-30	AAA	3 x 10 sets of VARIO™ supporting rails	1600 mm	1500 mm	700 mm	1464883
Transport trolley combined - L10	A+	10 sets of VARIO™ supporting rails	1600 mm	1500 mm	700 mm	1464885
Cover in nylon		For R-10 1464881				1464786
Cover in nylon		For R-20 1464882				1464787
Cover in nylon		For R-30 1464883				1464788
Lockable bar		Prevents unauthorized removal of trays and modules				1464797



## SAFE TRANSPORTATION WITH THE BEST POSSIBLE PROTECTION

### ALUMINIUM CONTAINER TROLLEYS

Aluminium container trolleys provide optimum protection of items during transportation. The trolleys made of anodised aluminium are available in one, two or three sections and equipped with panels for straight insertion. All our aluminium container trolleys have solid handles and lockable doors.

### TOP 5 FEATURES

- Doors open 270° and are fitted with locks and rubber bead for tight closing
- Bumper guard
- 2 swivel wheels with brakes and 2 fixed wheels
- Coupling-hook can be mounted
- Optional truck-pull





ALUMINIUM TROLLEY, C-10

TYPE  
A



ORDER NUMBER: 1561714

- 1 section ALU-container trolley with “horizontal” panels
- Ø160 mm wheels - 2 swivel with brakes and 2 fixed
- The trolley has vertical handle bar at each corner, and 4 corner bumpers at its base
- Doors open to 270°
- Optional top bumper
- Optional customized truck-pull
- available in a full washable stainless steel version

TROLLEY	EXTERNAL DIMENSIONS
C-10	H 1575 x W 555 x D 794 mm

PLEASE CONTACT YOUR LOCAL OFFICE OR REPRESENTATIVE AND THEY WILL GLADLY ASSIST YOU DETERMINING THE PERFECT SOLUTION FOR YOUR SPECIFIC NEEDS.

ALUMINIUM TROLLEY, C-20

TYPE  
AA



ORDER NUMBER: 1561714

- 12 section ALU-container trolley with “horizontal” panels
- Ø160 mm wheels - 2 swivel with brakes and 2 fixed
- The trolley has vertical handle bar at each corner, and 4 corner bumpers at its base
- Doors open to 270°
- Optional top bumper
- Optional customized truck-pull

TROLLEY	EXTERNAL DIMENSIONS
C-20	H 1575 x W 984 x D 794 mm

ALUMINIUM TROLLEY, C-30

TYPE  
AAA



ORDER NUMBER: 1561716

- 3 section ALU-container cart with “horizontal” panels
- Ø200 mm wheels - 2 swivel with brakes and 2 fixed

TROLLEY	EXTERNAL DIMENSIONS
C-30	H 1575 x W 1408 x D 794 mm

For more information on “Closed Transport” solutions, please go to [www.stanleyhealthcare.com](http://www.stanleyhealthcare.com).

QUALITY FEATURES



Strong and durable hinges.



All our closed transport trolleys are supplied with lock.



1563714 Truck coupling device available upon request