

# **FLEXIBLE DIVIDERS** IN THE DRAWERS

---



H+H SYSTEM



**Those who keep things tidy  
are in command  
of time and space.**

And that helps save lives.




Space savings of up to 30%  
thanks to H+H SYSTEM



# Flexible Dividers

An innovation in drawer organisation



Everything at a glance  
**Contents**

---

## The Sliding Divider

Page 6



---

## Divider with Slotted Rail Holder

Page 10



---

## Divider with Insert

Page 12



---

## Drawer Trays

Page 14



---

## Further Subdivision Possibilities

Page 16



---

## Labelling Options

Page 17



---

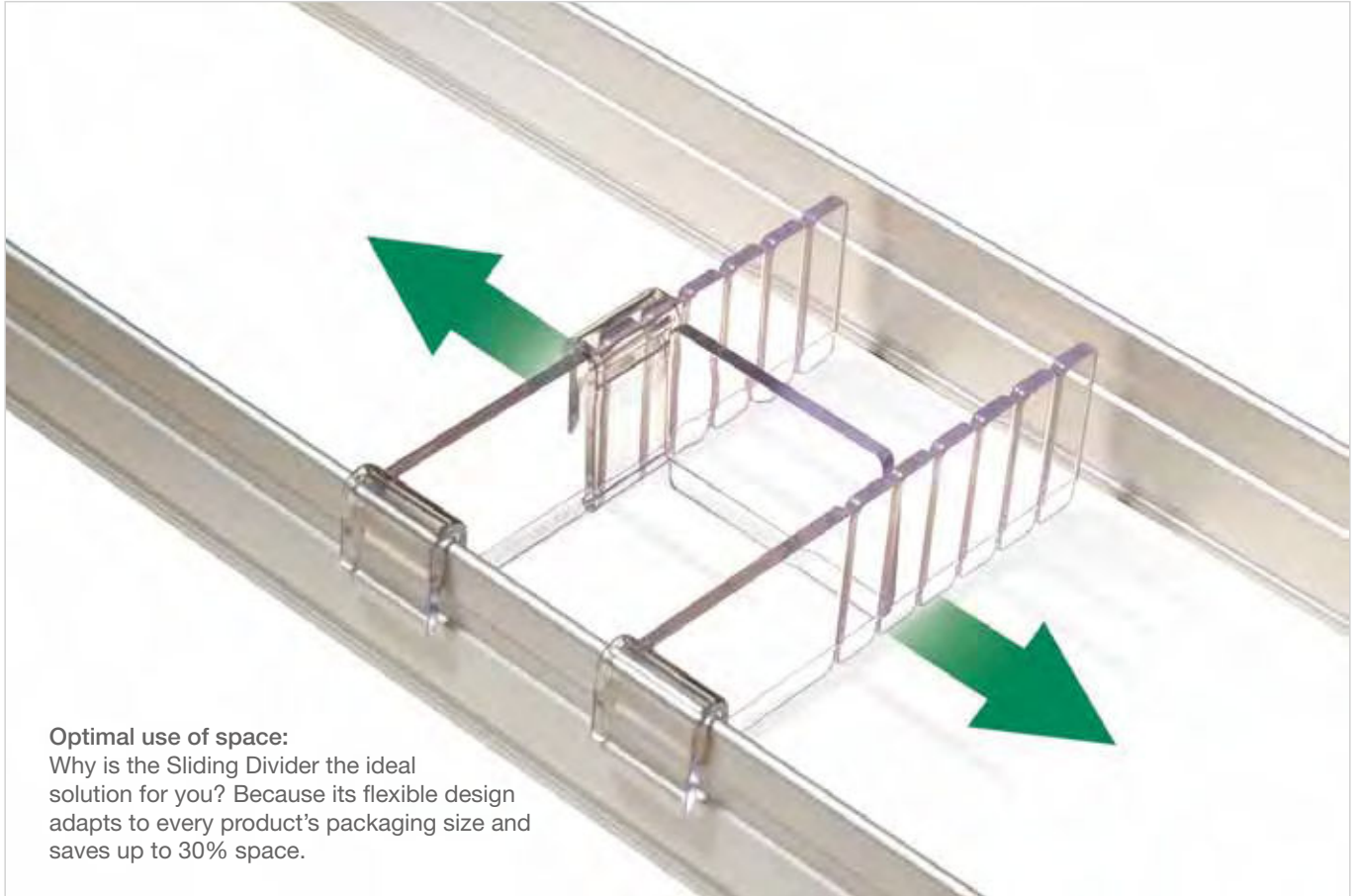
## The H+H Drawer

Page 18



# The Flexible Sliding Divider

## Transform your drawers into a masterpiece of organisation and efficiency



**Optimal use of space:**  
Why is the Sliding Divider the ideal solution for you? Because its flexible design adapts to every product's packaging size and saves up to 30% space.



**Optimise space.**  
Save time and money.

In mere moments, our Flexible Sliding Divider system transforms disorderly drawers into a masterpiece of organisation and efficiency.



# An innovation in organisation



Easy to move - perfect adaptation to your products



Easy removal of products through flexible ends



For a perfect fit, simply shorten the divider at the predetermined breaking points



Quick overview with integrated card holders for organised labelling

## The Sliding Divider

### Which option is the perfect solution for you?



**1**  
**Divider with Slotted Rail Holder**  
Benefit from a perfect overview, simple handling and easy installation.



**2**  
**Divider with Insert**  
The removable insert provides a clear view and allows for easy cleaning.



**3**  
**Drawer Trays**  
Order, overview and easy cleaning thanks to removable trays.



A place for everything  
and everything in its place.






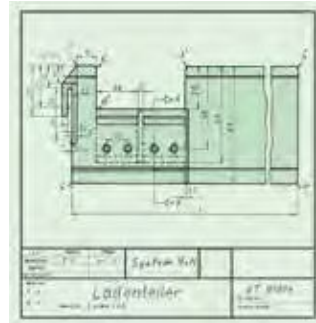
**I can see  
clearly now**

Not only does the Flexible Sliding Divider make daily work with meds far more efficient, it reduces the chances of error to an absolute minimum.



# H+H SYSTEM's Flexible Sliding Divider Ingeniously simple. Simply ingenious.

An ingeniously simple idea has grown into something big. After the original Sliding Divider was invented by the Hrovat family in the early 1970s, many other variations have followed. This design drawing, patented in 1973, was just the beginning!



# 1

## The Sliding Divider with Slotted Rail Holder

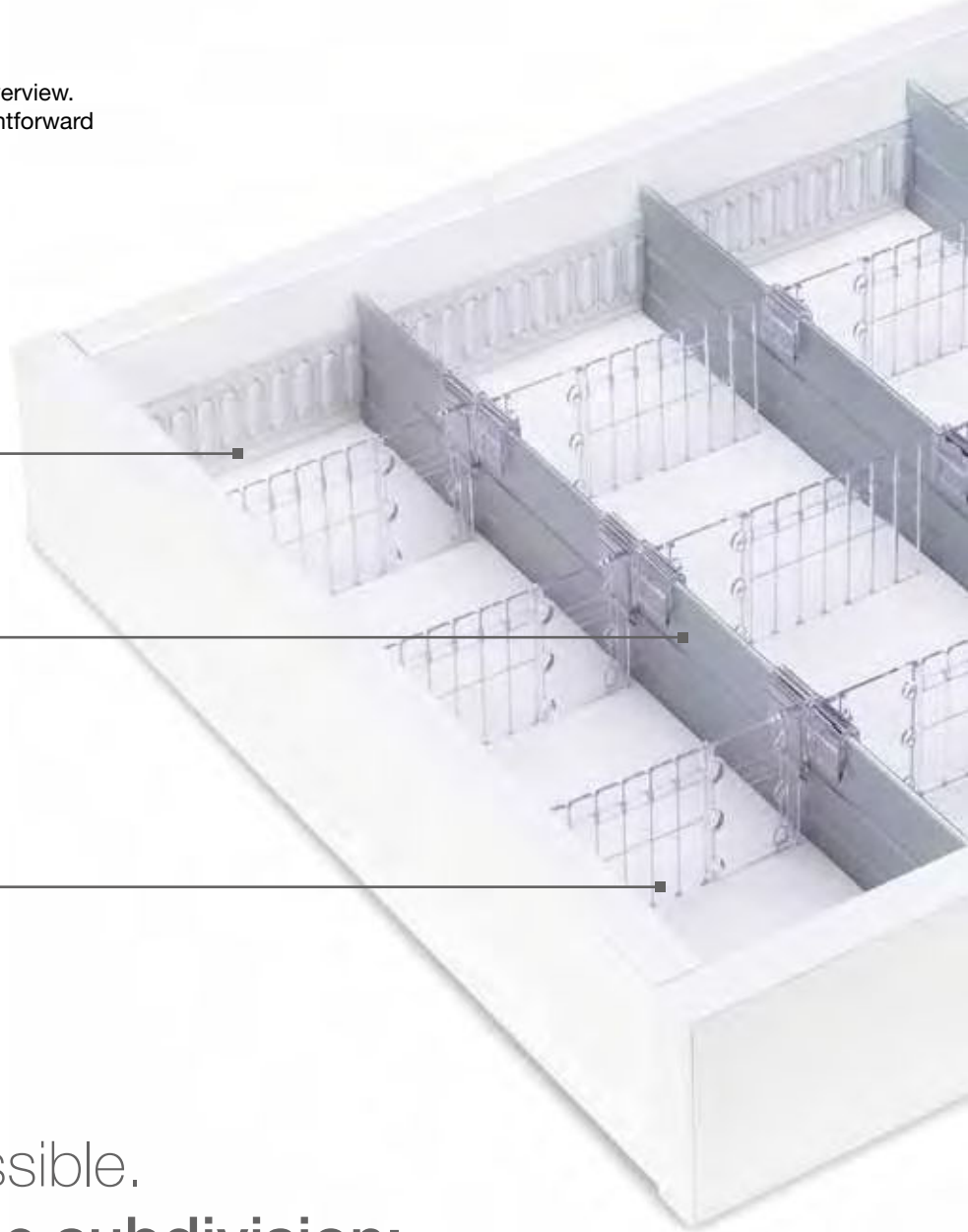
Benefit from a better overview.  
Easy to operate. Straightforward  
assembly.

The perfect overview  
in just three easy steps:

**Step 1: Slotted Rail Holder**  
Simply stick the Slotted Rail  
Holder to the inside of the drawer.


**Step 2: Aluminium Rail**  
Slide the Aluminium Rail into the  
Slotted Rail Holder. H+H SYSTEM  
provides rails of all lengths to suit  
any drawer dimensions.

**Step 3: Sliding Divider**  
Adjust the Sliding Divider to the  
desired length by snapping it off at  
the predetermined breaking point.  
Optimise clarity with our labelling  
system.

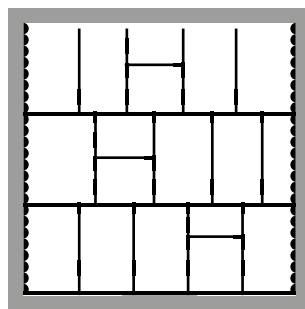


Nothing is impossible.


### Examples of the subdivision:




Subdivision lengthwise  
2 lanes



Subdivision crosswise  
3 lanes



Subdivision lengthwise  
3 lanes



Subdivision crosswise  
3 lanes

### The ultimate in flexibility

Even if your requirements change, order remains. With the Slotted Rail Holder subdivision, there is no limit to flexibility. Simply add or remove elements at any time to suit your changing needs.



#### Installation made easy

In just three easy steps you can divide a complete drawer. Simply stick the Slotted Rail Holder to the inside of the drawer, insert the Aluminium Rail into the desired position, adjust the Sliding Dividers to the width of the lanes, insert, done!

## Standard system heights

- 35 mm for an interior drawer height from 40 mm
- 45 mm for an interior drawer height from 50 mm
- 55 mm for an interior drawer height from 60 mm
- 100 mm for an interior drawer height from 110 mm
- 125 mm for an interior drawer height from 135 mm
- 150 mm for an interior drawer height from 160 mm
- 200 mm for an interior drawer height from 210 mm
- Made-to-measure heights also available





# 2

## The Sliding Divider Drawer Inserts

The removable insert affords a perfect overview and makes cleaning a breeze.

The perfect overview  
in just three easy steps

### Step 1: Frame

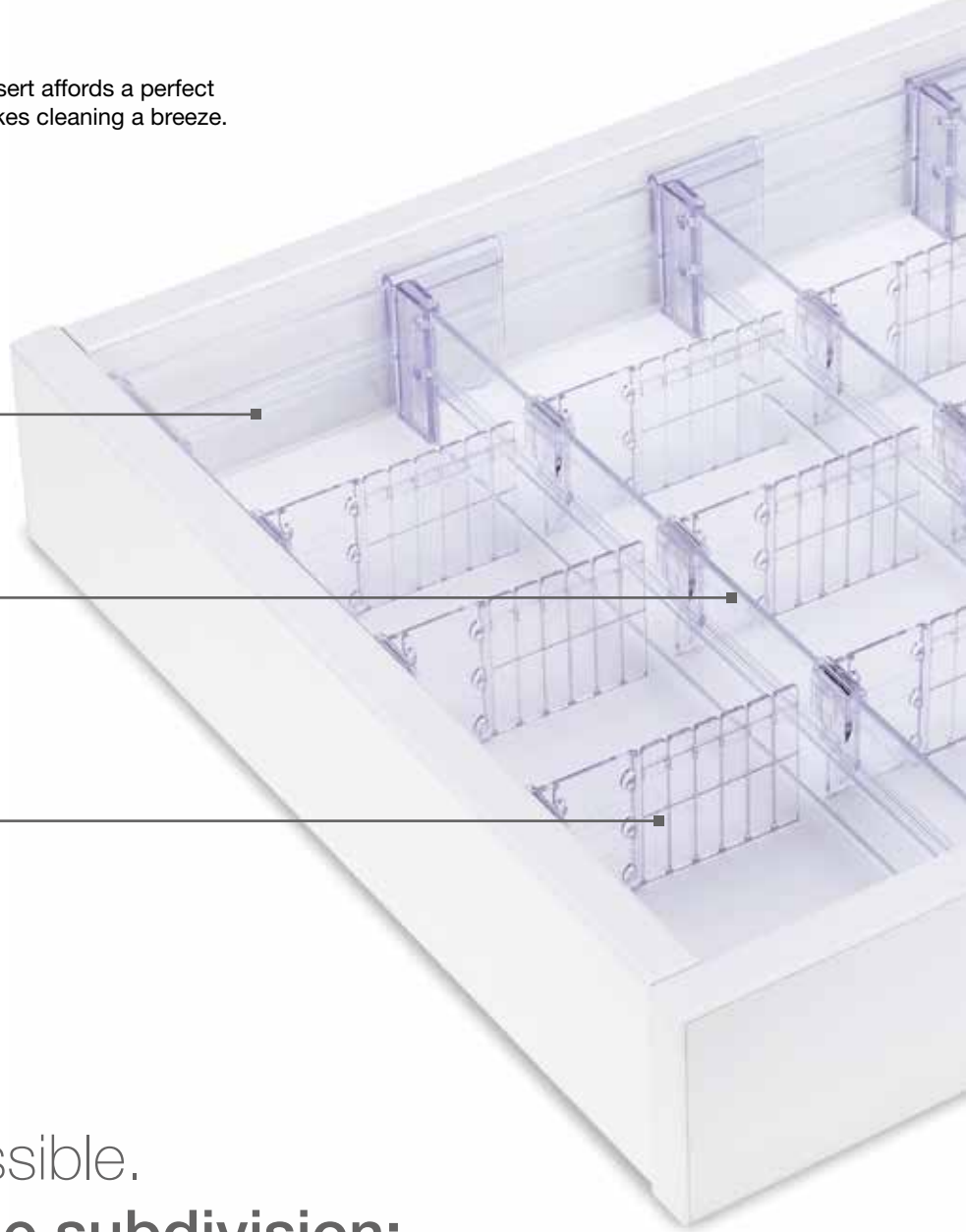
Simply frame the inside of your drawer with four matching dividers.

### Step 2: Dividers to create lanes

Add dividers onto the frame and move to the desired position.

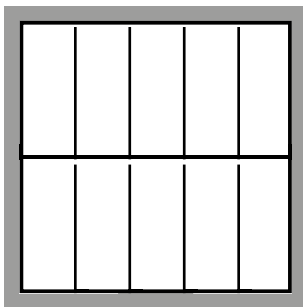
### Step 3: Sliding Divider

Adjust to the desired length by snapping off at one of the predetermined breaking points. Optimise clarity with our labelling system.




Nothing is impossible.

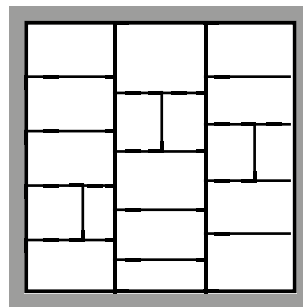
### Examples of the subdivision:




Subdivision crosswise  
2 lanes



Subdivision lengthwise  
2 lanes



Subdivision lengthwise  
3 lanes



Subdivision crosswise  
3 lanes

### A Solid Framework

The entire framework of this insert can be easily removed for effortless cleaning or relocation to another drawer. Due to its flexibility, the subdivision guarantees perfect order and overview.



### Clean in no time

Given that the entire insert is easily removable, quick cleaning and thus maintaining optimal hygiene requires very little effort. After cleaning, simply return the insert back into the drawer and you're done!

## Standard system heights

- 35 mm for an interior drawer height from 40 mm
- 45 mm for an interior drawer height from 50 mm
- 55 mm for an interior drawer height from 60 mm
- 100 mm for an interior drawer height from 110 mm
- 125 mm for an interior drawer height from 135 mm
- 150 mm for an interior drawer height from 160 mm
- 200 mm for an interior drawer height from 210 mm
- Made-to-measure heights also available



# 3

## The Sliding Divider Drawer Trays

Order, overview and easy cleaning  
made possible with removable Drawer  
Trays.

### The perfect overview in just three easy steps

#### Step 1: Insert Tray

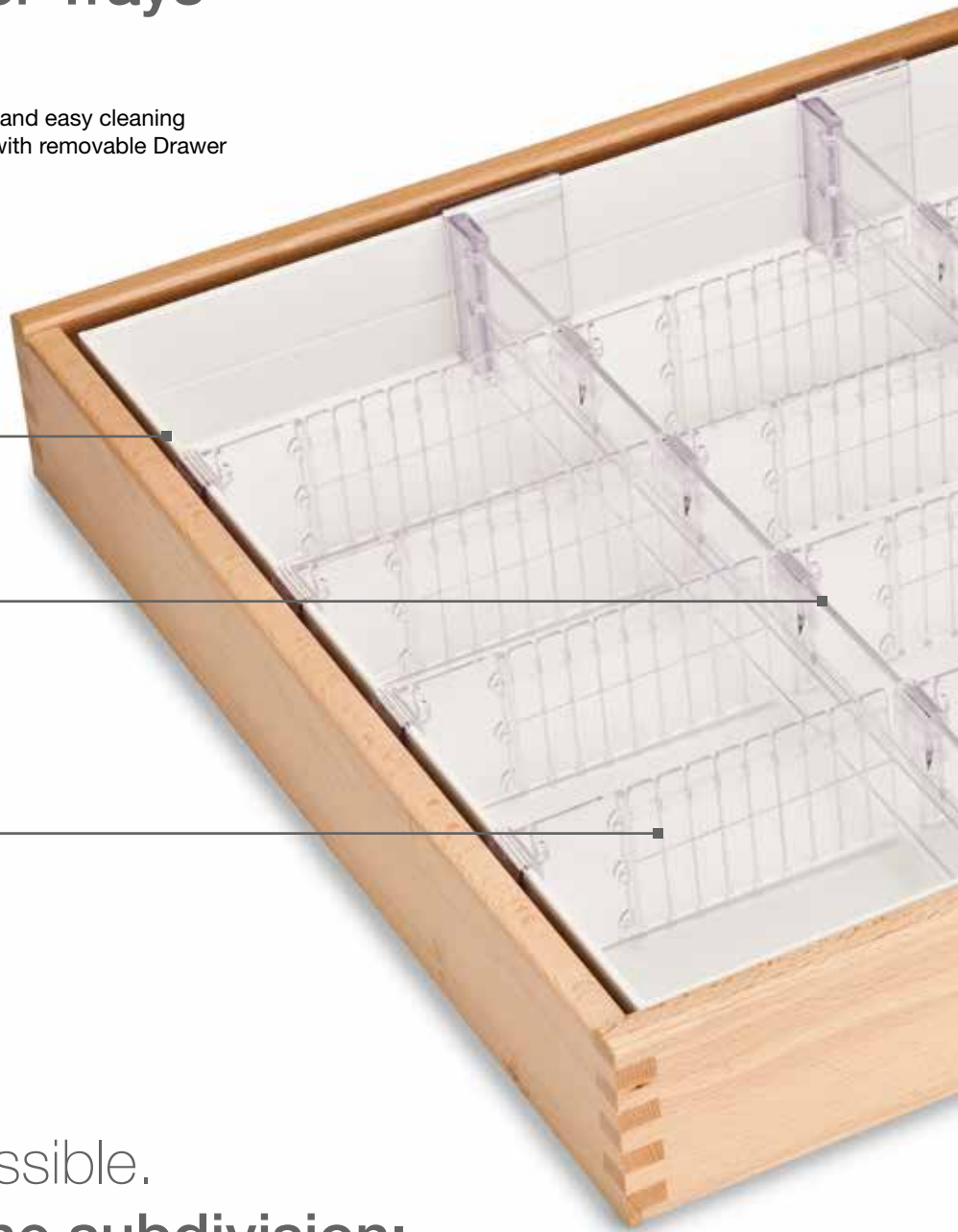
Insert suitably sized tray into the  
drawer. H+H SYSTEM custom  
builds those trays in all sizes.

#### Step 2: Dividers to create lanes

Move the lengthwise Dividers to  
the desired position.


#### Step 3: Sliding Divider

Adjust to the desired length by  
snapping off at one of the prede-  
termined breaking points. Optimise  
clarity with our labelling system.




Nothing is impossible.


### Examples of the subdivision:



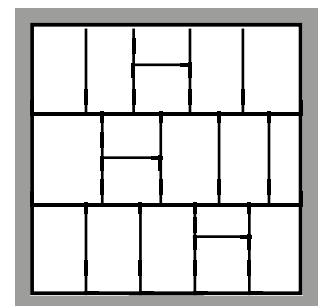
Subdivision lengthwise  
3 lanes



Subdivision lengthwise  
3 lanes



Subdivision crosswise  
3 lanes



Subdivision crosswise  
3 lanes



## Flexibility and quality of the highest order

A completely removable, custom-built tray provides the ultimate hygienic storage solution. Due to their flexibility, trays ensure lasting order in all drawers.



### Maintain hygiene quickly and easily

Given that all trays are easily removable, quick and thorough cleaning is effortless, thus maintaining optimal hygiene. After cleaning, simply return the tray to the drawer and you're done!

## Standard system heights

- 35 mm for an interior drawer height from 40 mm
- 45 mm for an interior drawer height from 50 mm
- 55 mm for an interior drawer height from 60 mm
- 100 mm for an interior drawer height from 110 mm
- 125 mm for an interior drawer height from 135 mm
- 150 mm for an interior drawer height from 160 mm
- 200 mm for an interior drawer height from 210 mm
- Made-to-measure heights also available



# Additional Storage Solutions

## Divider with T-Profil

A cost-effective solution  
which can be assembled quickly.

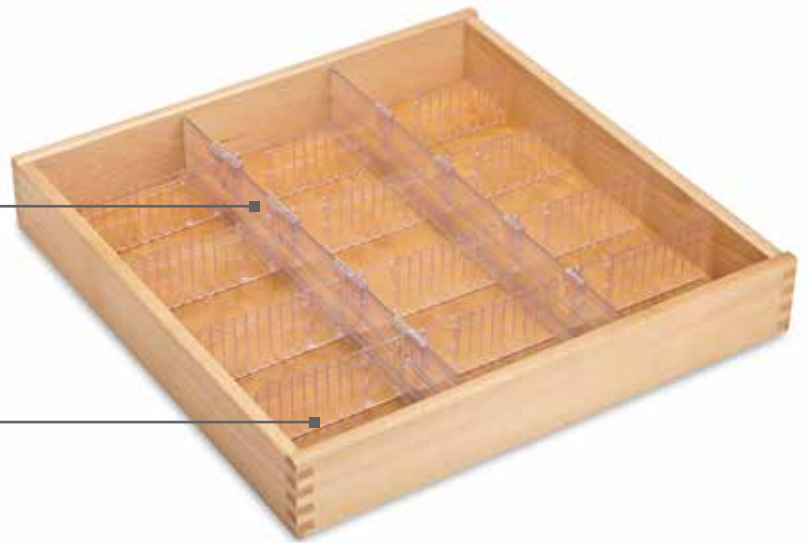
The perfect overview  
in just two easy steps

### Step 1: T-Profil

Define your desired lane width by simply sticking the Divider to the bottom of the drawer.

### Step 2: Sliding Divider

Adjust to the desired length by snapping off at one of the predetermined breaking points. Optimise clarity with our labelling system.




Standard  
system heights

- 35 mm for an interior drawer height from 40 mm
- 55 mm for an interior drawer height from 60 mm

# Subdivision with Cross Recess Divider

### FlexRail for longitudinal and cross division

H+H SYSTEM provides you with rails of exactly the desired length which can simply be slotted into one another.



Standard  
system heights

- 45 mm for an interior drawer height from 60 mm
- 100 mm for an interior drawer height from 110 mm
- 200 mm for an interior drawer height from 210 mm



## Perfect clarity with our integrated labelling options



### Card Holders for clear labelling

The Integrated Card Holders, located on every Flexible Sliding Divider, ensure maximum clarity in your drawers. Simply label the cards according to the product and replace them when changing the product.

### Flexible labelling

Cards can be labelled by hand or printed with the product's bar code for effortless inventory control.



### Cards

Card Holders on the drawer fronts guarantee a complete overview of the entire drawer's content.



## A perfect match.

H+H SYSTEM's products are designed to fit seamlessly into your workspace.

### Integration of inventory management systems

Labels and Card Holders are available in various sizes in order to suit your existing inventory management system.



EAN



QR



RFID










# Made-to-measure The H+H Aluminium Drawer

Benefit from drawers that H+H SYSTEM designs and engineers precisely to your requirements. Thanks to their flexible design, these drawers provide limitless storage-solution configurations. And, importantly, optimal hygiene can be effortlessly maintained due to the easy-to-remove dividers.

Any width  
Any depth  
Any height



## Unlimited possibilities Subdivisions and Inserts



Utensils Insert




Waste Insert




Insert for small items

## Ready For Installation




### Drawers in all sizes

Choose between single, double or triple lane: H+H SYSTEM custom builds Aluminium Drawers in all widths and depths, which can also be installed in existing wooden carcasses. Single or Full Drawer Runner Extensions are also part of our complete service.



## We've got everything under control Base and extension



Various drawer bases



Various drawer extensions

### Configure to your needs

Drawers from H+H SYSTEM are solutions that you can configure to the last detail. You determine the type of drawer base as well as the most suitable drawer runner extension. Our full drawer runner extensions mean that you can open the drawer to its full length, further maximising what is normally wasted space.

Film  
Flexible Dividers in the drawer



Medical Storage Systems | Flexible Dividers | Organisation

---

Head Office Austria, Europe

**H+H SYSTEM GmbH**  
Wolfgangstrasse 32  
5350 Strobl/Austria  
Tel.: +43 6137 21793-0  
Fax: +43 6137 21793-14  
info@HHsystem.com



Head Office USA

**H+H SYSTEM, Inc.**  
760 Beechnut Drive  
Pittsburgh, PA 15205  
Phone 412-922-4437 • 800-477-2123  
Fax 412-922-4362 • 800-477-9364  
infousa@hhsystem.com

---

[www.HHsystem.com](http://www.HHsystem.com)

[www.isomodulsystem.com](http://www.isomodulsystem.com)